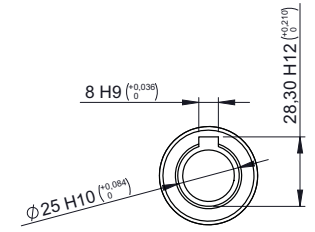
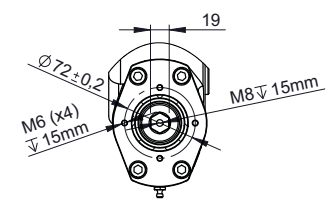


O-ring and Lip seal detail
Scale 1:1



Input shaft detail
Scale 1:2

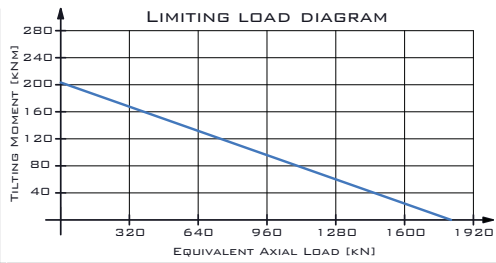


Output shaft detail
Scale 1:3

MAIN PERFORMANCE PARAMETERS

GEAR RATIO	124:1	HOLDING TORQUE	25,4kNM
EFFICIENCY	40%	TILTING MOMENT	203,4kNM
SELF-LOCKING GEAR	YES	RADIAL STATIC LOAD	675kN
BACKLASH CLEARANCE	<0,17°	AXIAL STATIC LOAD	1.808kN
MAXIMUM TORQUE	23.500NM	RADIAL DINAMIC LOAD	251 kN
NOMINAL TORQUE	21.000NM	AXIAL DINAMIC LOAD	293kN

NOTES: ALL SLEW DRIVE ARE PRE-LUBRICATED. MAXIMUM OUTPUT SPEED 1RPM.



SHAFT: Ø25MM KEYED SHAFT
FLANGE: SAE - 2BOLT FLANGE

The information contained in this document is property of TGGroup. It is not allowable any copy or reproduction of this certificated copy with the original not under control. TGGroup reserve changes of manufacture without previous advice and duty of communication.

Units: mm

>1200	±1.2	
>400.0 - 1200	±0.8	
>120.0 - 400.0	±0.5	
>30.0 - 120.0	±0.3	
>6.0 - 30.0	±0.2	
>3.0 - 6.0	±0.1	
>0.3 - 3.0	±0.1	
Range of sizes	Unlimited tolerance	

MATERIAL:	-	WEIGHT [kg]:	126.97	NUM. PIECES:	1
SCALE:	1:5	SIZE:	A3	SHEET:	1 of 1